



Q4 2021 PRODUCTION & OPERATIONAL UPDATE

24 January 2022



This Document comprises an institutional update presentation (the "Presentation") which has been prepared by and is the sole responsibility of Shanta Gold Limited (the "Company").

This Presentation does not constitute or form part of an admission document, listing particulars or a prospectus relating to the Company or any offer for sale or solicitation of any offer to buy or subscribe for any securities nor shall it or any part of it form the basis of or be relied on in connection with, or act as any inducement to enter into, any contract or commitment whatsoever or constitute an invitation or inducement to engage in investment activity under section 21 of the UK Financial Services and Markets Act 2000. This presentation does not constitute a recommendation regarding any decision to sell or purchase securities in the Company.

Notwithstanding the above, in the United Kingdom, this Presentation is only being given to persons reasonably believed by the Company to be investment professionals within the meaning of paragraph (5) of Article 19 persons in the business of disseminating information within the meaning of Article 47 of the Financial Services and Markets Act 2000 (Financial Promotion) Order 2005 (SI 2005/1529) or to high net worth companies or unincorporated associations within the meaning of paragraph (2) of Article 49 of the Financial Services and Markets Act 2000 (Financial Promotion) Order 2005 (SI 2005/1529), and the Proposed Offer will only be available to such persons who are also qualified investors within the meaning of section 86(7) FSMA purchasing as principal or in circumstances under section 86(2) FSMA. This Presentation is only being sent to persons reasonably believed by the Company to be investment professionals or to persons to whom it may otherwise be lawful to distribute it. If you are not such a person (i) you should not have received this Presentation and (ii) please return this Presentation to the Company's registered office as soon as possible and take no other action. If you are not such a person you may not rely on or act upon matters communicated in this Presentation. By accepting this Presentation the recipient represents and warrants that they are a person who falls within the above description of persons entitled to receive this Presentation.

This document has not been approved by an authorised person under Section 21 of the Financial Services and Markets Act 2000 ("FSMA").

This Presentation is not intended to be distributed, or passed on, directly or indirectly, to any other class of person and in any event under no circumstances should persons of any other description rely or act upon the contents of this Presentation. This Presentation and its contents are confidential and must not be distributed or passed on, directly or indirectly, to any other person. This presentation is being supplied to you solely for your information and may not be reproduced, further distributed or published in whole or in part by any other person.

No representation or warranty, express or implied, is made or given by or on behalf of the Company, its advisers or any of their respective parent or subsidiary undertakings or the subsidiary undertakings of any such parent undertakings or any of the directors, officers or employees of any such person as to the accuracy, completeness or fairness of the information or opinions contained in this Presentation and no responsibility or liability is accepted by any person for such information or opinions or for any liability, howsoever arising (directly or indirectly) from the use of this Presentation or its content or otherwise in connection therewith. No person has been authorised to give any information or make any representations other than those contained in this Presentation and, if given and/or made, such information or representations must not be relied upon as having been so authorised. The contents of this Presentation are not to be construed as legal, financial or tax advice.

The information has not been verified nor independently verified by the Company's advisers and is subject to material updating, revision and further amendment.

The Company has not been, and will not be, registered under the United States Investment Company Act of 1940, as amended, and investors will not be entitled to the benefits of that Act. Neither this Presentation nor any copy of it may be taken or transmitted into the United States of America or its territories or possessions (the "United States"), or distributed, directly or indirectly, in the United States, or to any U.S Person as defined in Regulation S under the Securities Act 1933 as amended, including U.S resident corporations or other entities organised under the laws of the United States or any state there of or non-U.S branches or agencies of such corporations or entities or into Canada, Australia, Japan, or the Republic of Ireland. Neither this Presentation nor any copy of it may be taken or transmitted into or distributed in Canada, Australia, Japan, or the Republic of Ireland, or any other jurisdiction which prohibits the same except in compliance with applicable securities laws. Any failure to comply with this restriction may constitute a violation of United States or other national securities law. Forward-Looking Statements. Information contained in this Presentation may include 'forward-looking statements'. All statements other than statements of historical facts included herein, including, without limitation, those regarding the Company's financial position, business strategy, plans and objectives of management for future operations (including development plans and objectives relating to the Company's business) are forward-looking statements.

Such forward-looking statements are based on a number of assumptions regarding the Company's present and future business strategies and the environment in which the Company expects to operate in future. Actual results may vary materially from the results anticipated by these forward-looking statements as a result of a variety of factors. These forward-looking statements speak only as to the date of this Presentation and cannot be relied upon as a guide to future performance. The Company expressly disclaims any obligation or undertaking to disseminate any updates or revisions to any forward-looking statements contained in this Presentation to reflect any changes in its expectations with regard thereto or any change in events, conditions or circumstances on which any statement is based.

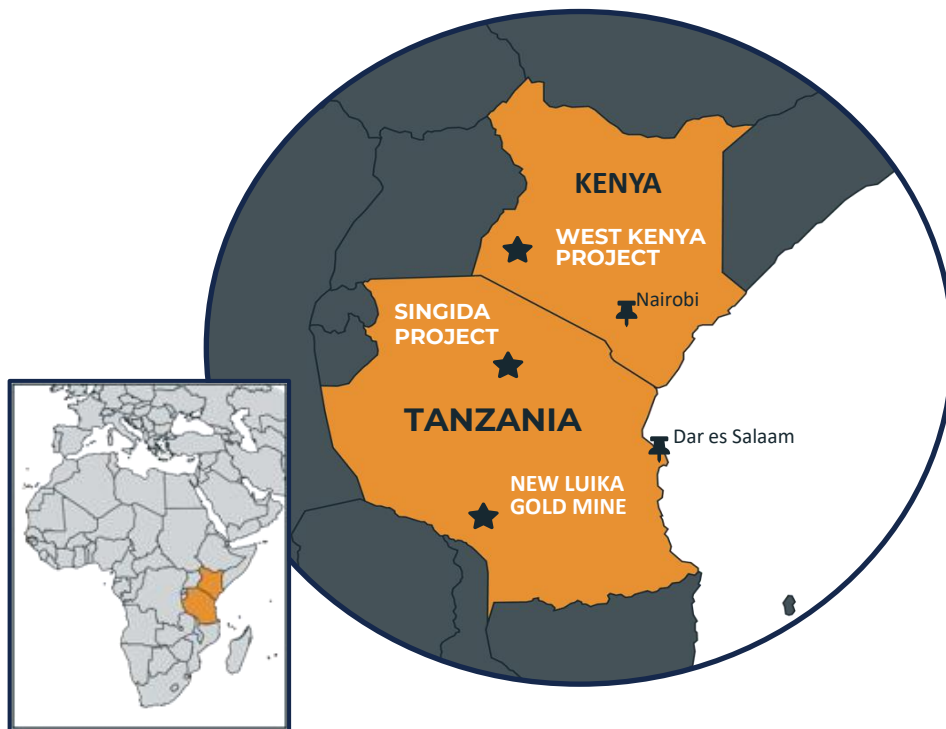
Shanta Gold has an East-African diversified portfolio with an attractive valuation

Summary Capitalisation¹

| | |
|-------------------------|------------------|
| Share Price (21-Jan-22) | 8.6p |
| Market Capitalisation | US\$124 m |
| Net Cash ² | US\$11 m |
| Enterprise Value | US\$113 m |
| Dividend yield | 2.3% |

Top Shareholders (>3%)³

| | |
|---------------------|-------|
| Odey | 13.5% |
| Directors | 6.5% |
| River & Mercantile | 6.2% |
| Sustainable Capital | 6.0% |
| Canaccord | 4.8% |

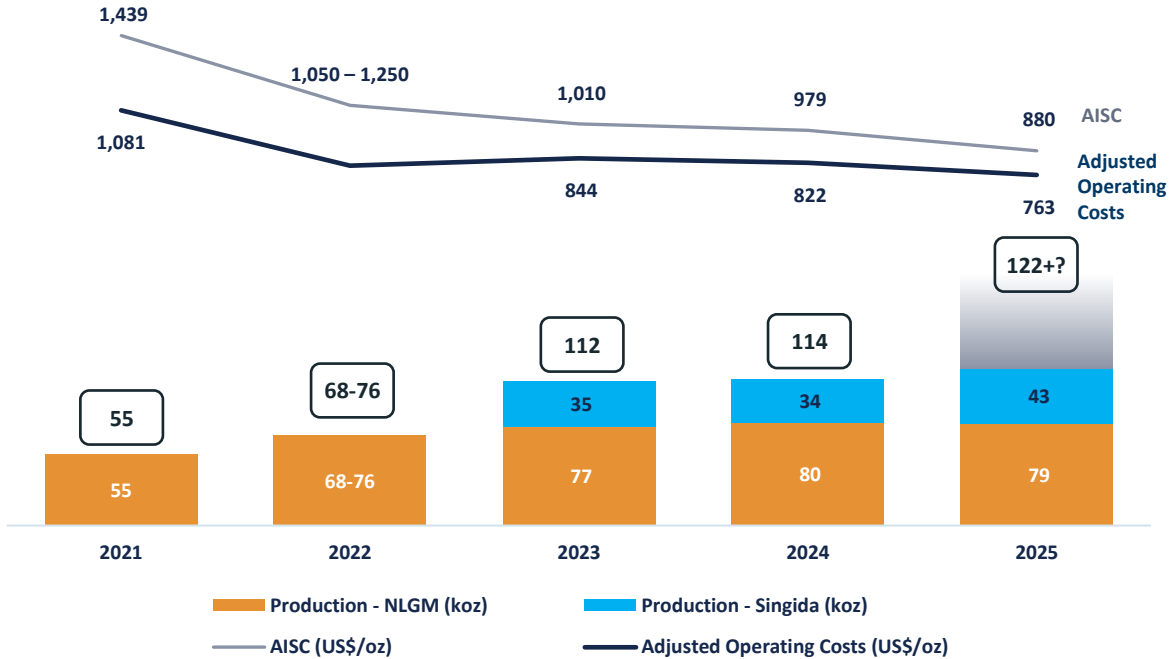


1 Market data as of 21 January 2022
 2 As of 31 December 2021
 3 As of 17 December 2021



Shanta's annual gold production is set to rapidly grow

Forecast gold production and costs^{1,2}



c.475 koz
Group-wide 5-year gold production forecast from Tanzanian assets

116 koz p.a.
Average gold production during 2023 – 2025 from Tanzanian assets

1. NLGM – New Luika Gold Mine, Singida - Singida Gold Mine, WKP – West Kenya Project
 2. The 5-year plan is a 60-month plan from H2 2021 to H1 2026, whereas this graph denotes the next 5 calendar years (2021 inclusive). 2021 results are Actual
 3. AISC includes corporate overheads and development costs and has been calculated in accordance with the World Gold Council definition assuming royalties payable at a spot price of US\$1,700/oz

Excellent safety, liquidity, and balance sheet supporting the strong value case of internally funded production growth



Gold production

12,244 oz (Q3 2021: 14,194 oz)



West Kenya

NPV_{8%} US\$340 m², IRR 110 %



Safety record

Zero LTI's since December 2017



Singida

NPV_{8%} US\$56 m², IRR 49 %
Construction progressing on track



Available liquidity¹

US\$15.9 m (Q3 2021: US\$27.5 m)




Low debt

Gross debt remains low at US\$2.4 m



Tanzanian team

Global workforce > 99% Tanzanian

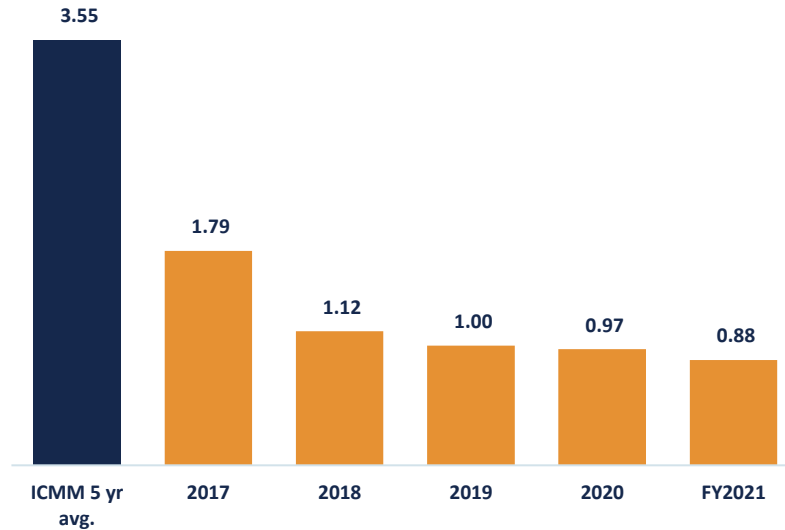


1. Derived as unrestricted cash and the sale value of doré available for sale at the end of the Period. Liquidity of US\$15.9 m excludes US\$4.3 m VAT Verified for Refund by the TRA in January 2022 and excludes US\$4 undrawn on the Company's US\$5m Stanbic working capital facility
2. This figure has been provided for illustrative purposes only and no reliance can, or is to be, placed on it



An outstanding, industry leading safety record at Shanta's New Luika Gold Mine

TRIFR RATE (TOTAL RECORDABLE INJURY FREQUENCY RATE)^{1,2}



LTIFR RATE (LOST TIME INJURY FREQUENCY RATE)¹



1. Rates are per 1 million hours worked
 2. The International Council on Metals & Mining's ("ICMM") members comprise 27 of the largest global metals & mining companies – data is 5 year average from latest available data 2016-2020

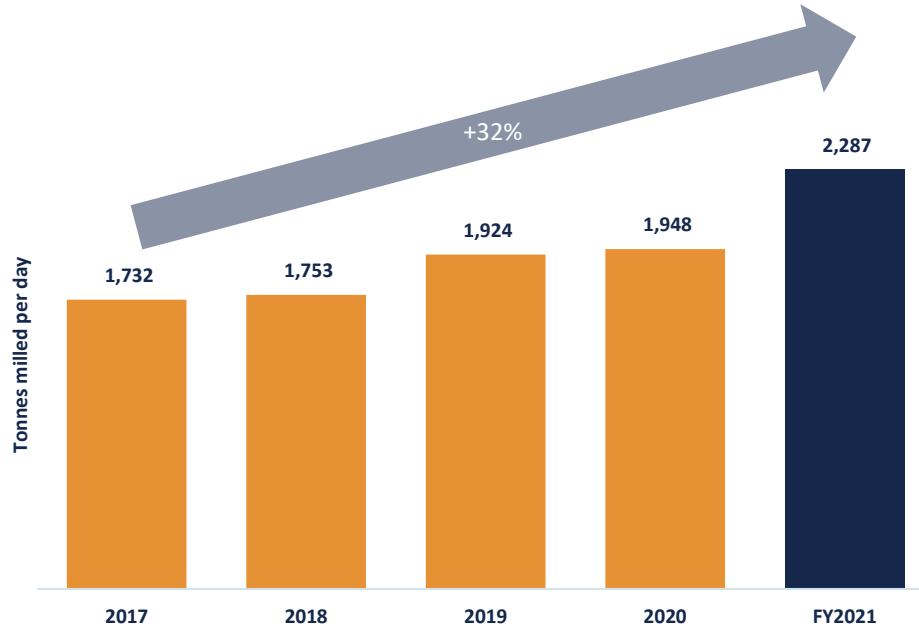


Robust mining and processing throughput underpinned by unhedged spot gold sales averaging US\$1801 per ounce

| Metric | FY 2021 | Q4 2021 | Q3 2021 | Q2 2021 | Q1 2021 | FY 2020 | Q4 2020 | Q3 2020 | Q2 2020 | Q1 2020 |
|--------------------------------|---------|---------|---------|---------|---------|---------|---------|---------|---------|---------|
| Tonnes ore mined (OP+UG) | 779,102 | 209,819 | 213,420 | 223,083 | 132,780 | 688,262 | 200,550 | 195,183 | 141,687 | 150,842 |
| Tonnes ore milled | 834,607 | 218,991 | 223,338 | 200,511 | 191,767 | 712,945 | 181,425 | 181,036 | 176,415 | 174,069 |
| Tonnes milled per day | 2,287 | 2,380 | 2,428 | 2,203 | 2,131 | 1,948 | 1,972 | 1,968 | 1,939 | 1,913 |
| Grade (g/t) | 2.33 | 2.00 | 2.23 | 2.49 | 2.67 | 4.03 | 3.91 | 3.84 | 4.36 | 4.03 |
| Recovery (%) | 88.4 | 87.1 | 88.6 | 88.6 | 89.1 | 89.7 | 90.4 | 89.3 | 89.7 | 89.1 |
| Gold production (ounces) | 55,280 | 12,244 | 14,194 | 14,201 | 14,641 | 82,978 | 20,622 | 19,973 | 22,216 | 20,167 |
| Gold sales (ounces) | 57,516 | 13,538 | 12,001 | 16,828 | 15,149 | 83,228 | 19,018 | 20,192 | 23,932 | 20,086 |
| Realised gold price (US\$ /oz) | 1,801 | 1,796 | 1,790 | 1,812 | 1,801 | 1,495 | 1,396 | 1,524 | 1,633 | 1,414 |



Processing Plant daily throughput is 32% greater in 2021 when compared with 2017, partially mitigating decrease in gold grade



- Plant throughput optimised during 2017-2020
- Addition of Mill #3 in Q1 2021
- Current throughput averaging 2,380 tonnes per day (Q4 2021) with the plant exceeding targeted throughput of 2,300



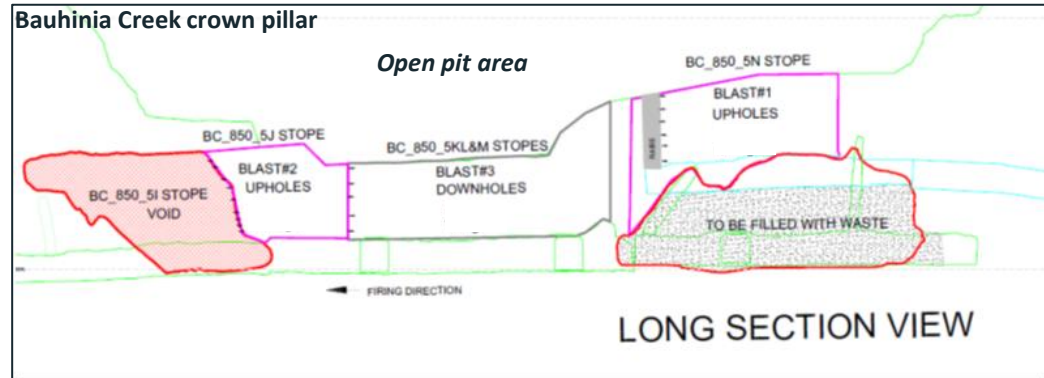
2022 guidance of 68,000 – 76,000 oz characterised by highly profitable crown pillar mining beginning in Q2 2022

Comments on 2022 guidance

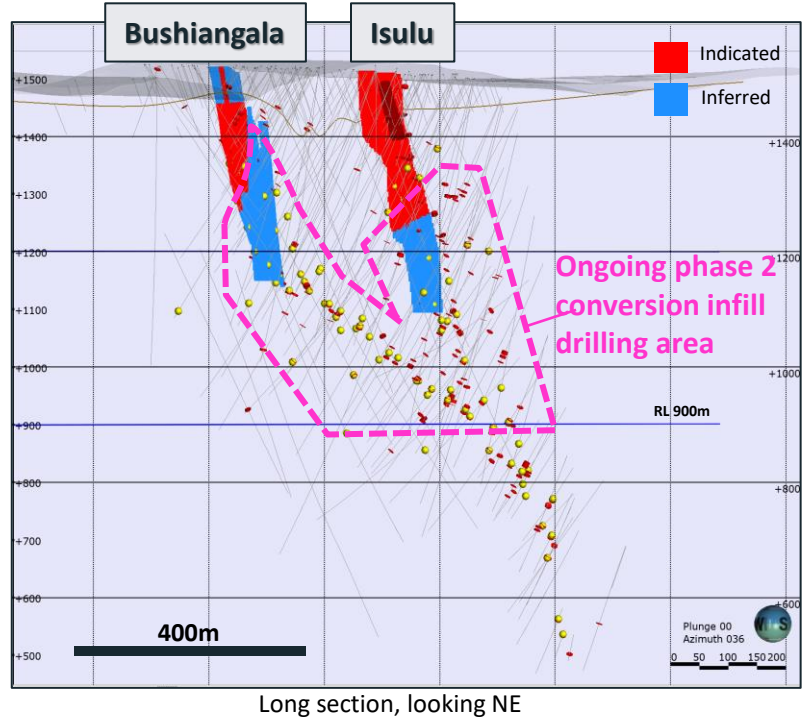
- 2022 gold production is weighted approximately 65% towards H2 2022 reflecting mining of the high-grade Bauhinia Creek crown pillar beginning in May 2022
- The crown pillar consists of approx. 83,000 tonnes grading 8.4 g/t containing around 22,500 ounces
- Q1 2022 gold production is forecast at a similar level to Q4 2021, with quarterly production increasing in Q2 2022 upon commencement of the crown pillar mining
- As of January 2022, 82% of planned FY 2022 ounces have grade control information
- AISC of US\$1,050 – 1,250 /oz

2022 Mining Profile

- Forecasted tonnes mined split 24% from open pit and 76% from underground
 - open pit mining predominantly at Elizabeth Hill
 - over 95% of underground ounces coming from existing underground mines at Bauhinia Creek and Luika
- Underground mined head grade increases from average of 2.6 g/t in H1 to 4.8 g/t in H2 attributable to the crown pillar




Highly encouraging progress being made at the West Kenya project: *within the Liranda Corridor and now across Shanta's district tenements*



2021 Results

- Isulu: 82,700 oz @ 10.62 g/t converted to Indicated resources from Inferred
- Bushiangala: 34,900 oz @ 3.92 g/t converted to Indicated resources from Inferred
- Phase 1 Total: 117,600 oz @ 7.04 g/t converted to Indicated at a conversion rate of over 100%
- Inferred resources of 994,000 oz are being targeted during Phase 2 and 3 drilling for potential conversion to Indicated category in 2022
- Regional Drilling at Ramula target is ongoing
- Resource update expected in late February 2022
- Feasibility Study workstream commences in May 2022

 Significant Intercepts > 10 GxM

 Visible Gold Intercepts



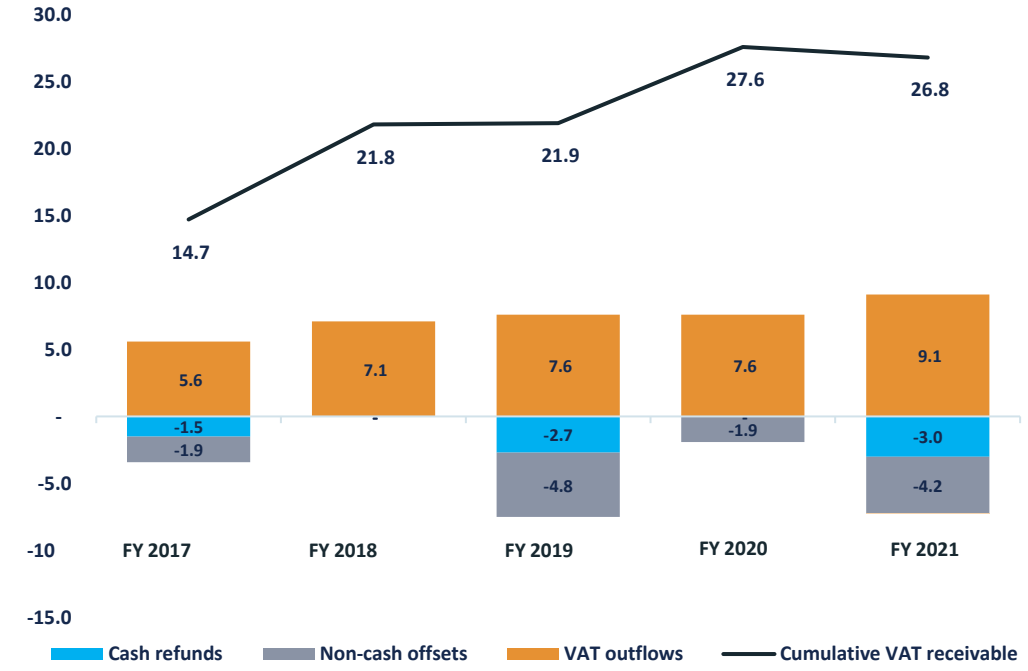
Singida mine construction remains on track with first gold production scheduled for early 2023

| Next 6 month milestones | Timing (2022) | Commentary |
|-------------------------|---------------|---|
| Mining | March | Ramp-up of open pit mining operations |
| TSF | Feb-Mar | Procurement of liners and HDPE pipes |
| Crusher | March | Metso mobilized on site to commission the crusher |
| Milling | May | Ball mill installation Procurement of gravity concentrator (March) |
| Thickener/ CIL | Feb-May | Procurement and civil works |
| Elution/ smelting | H1 | Como Engineering Order finalization and manufacturing to start |
| Bulk power | Feb-May | Procurement of transformer and switch gear |
| Buildings | Mar-May | Construction of Admin building, change house, sewage treatment |



VAT of US\$11.5 million refunded/ offset/ verified between July 2020 and October 2021

SHANTA'S VAT RECEIVABLE BALANCE (US\$m)¹

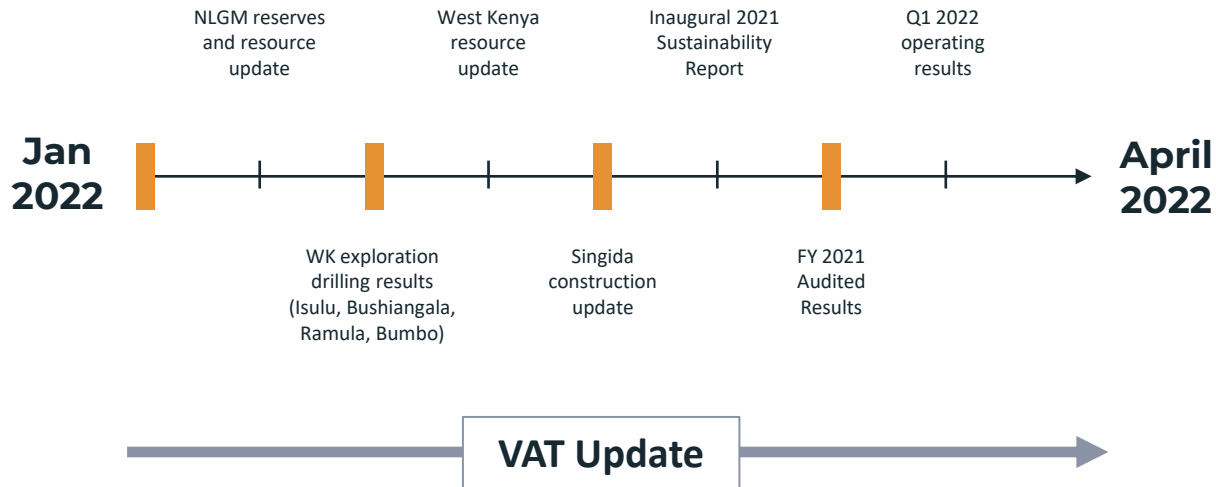


- 2021 VAT refund of US\$4.2m in offsets and US\$3.0 m of cash ...
- ... and \$4.3m of VAT verified for refund by the TRA in January 2022

Ongoing discussions with TRA around historical VAT Receivable of US\$23 million

1. 2017-2020 figures per audited annual financial statements, Q1-Q4 2021 figures per unaudited quarterly results

Share price catalysts are expected over the coming months



Q&A



EMAIL

Investors: investorrelations@shantagoldltd.com

Employment: jobs@shantagold.com

General enquiries: info@shantagold.com

TANZANIA REGISTERED OFFICE

Address

Shanta Mining Co. Ltd
202, 2nd Floor, Renaissance Plaza,
Plot No. 498, Haile Selassie Road,
Masaki
P.O. Box 79408
Dar es Salaam
Tanzania

Contact numbers

Tel: +255 22 2925148-50

Fax: +255 22 2925151

Email: mining@shantagold.com

www.shantagold.com

GUERNSEY REGISTERED OFFICE

Registered Address

11 New Street
St Peter Port
Guernsey GY1 2PF

Mailing Address

PO Box 91
11 New Street
St Peter Port
Guernsey GY1 3EG

Contact numbers

Tel: +44 (0) 1481 732 153

Fax: +44 (0) 1481 712 167

 [@shanta_gold](https://twitter.com/shanta_gold)



CONTACT US

